



USB 2.0 Ranger® 2201

USB 2.0 100m CAT 5e/6/7 Extender

Quick Start Guide

For additional details on configuration and operation of your USB 2.0 Ranger 2201, refer to the complete user manual available online at:

icron.com/2201

For technical support with this product, contact:

icron.com/support


icron.com

Package Contents:


- USB 2.0 Ranger 2201 LEX
- USB 2.0 Ranger 2201 REX
- USB 2.0 Cable
- International Power Adapter with country specific cord
- Quick Start Guide/Warranty

Before you get started, ensure that all the drivers required for your USB device(s) are installed.
LEX = Local Extender, REX = Remote Extender

- 1 Place extenders where desired and connect the CAT 5e/6/7 extension link cable to the Link ports (RJ45) on the LEX and REX.




- 2 Connect the LEX to the computer using the included USB cable.



- 3 Connect the REX to the AC adapter and plug it into a power source.



- 4 Attach the USB device to the REX.



Includes the ExtremeUSB® suite of features:



- Transparent USB extension
- True plug and play; no software drivers required
- Works with all major operating systems: Windows®, OS X®, and Linux®

Certification, Compliance and Warranty Information

FCC Radio Frequency Interference Statement Warning

This device complies with part 15 of the FCC Rules. Operation is subject to the following two conditions: (1) this device may not cause harmful interference, and (2) this device must accept any interference received including interference that may cause undesired operation.

CE Statement

We, Icron Technologies Corporation, declare under our sole responsibility that the USB 2.0 Ranger® 2201, to which this declaration relates, is in conformity with European Standard EN 55022, EN 61000 and EN 50024.

IC Statement

This Class B digital apparatus complies with Canadian ICES-003.

WEEE Statement

The European Union has established regulations for the collection and recycling of all waste electrical and electronic equipment (WEEE). Implementation of WEEE regulations may vary slightly by individual EU member states. Please check with your local and state government guidelines for safe disposal and recycling or contact your national WEEE recycling agency for more information.

Product Operation and Storage

Please read and follow all instructions provided with this product, and operate for intended use only. Do not attempt to open the product casing as this may cause damage and will void warranty. Use only the power supply provided with this product. When not in use, product should be stored in a dry location between -20°C and 70°C. Detailed product user guides are available online at icron.com.

Limited Hardware Warranty

Icron Technologies Corporation warrants that any hardware products accompanying this documentation shall be free from significant defects in material and workmanship for a period of two years from the date of purchase. Icron Technologies Corporation's hardware warranty extends to Licensee, its customers and end users.

The warranty does not include repair of failures caused by: misuse, neglect, accident, modification, operation outside a normal operating environment, service of the device by non-authorized servicers or a product for which Icron is not responsible.

Hardware Remedies

Icron Technologies Corporation's entire liability and the Licensee's exclusive remedy for any breach of warranty, shall be, at Icron Technologies Corporation's option, either: (a) return of the price paid, or (b) repair or replacement of hardware, which will be warranted for the remainder of the original warranty period or 30 days, whichever is longer. These remedies are void if failure of the hardware has resulted from accident, abuse or misapplication.

Limitation of Liability

The hardware warranty set forth in this agreement replaces all other warranties. Icron Technologies Corporation expressly disclaims all other merchantability and fitness for a particular purpose and non-infringement of third-party rights with respect to the hardware.

Icron Technologies Corporation dealer, agent or employee is not authorized to make any modification, extension, or addition to this warranty. Under no circumstances will Icron Technologies Corporation, its suppliers or licensors be liable for any costs of procurement or substitute products or services, lost profits, loss of information or data, or any other special, indirect, consequential or incidental damages arising in any way out of the sale of, use of, or inability to use Icron Technologies Corporation product or service, even if Icron Technologies Corporation, its suppliers or licensors have been advised of the possibility of such damages. In no case shall Icron Technologies Corporation, its suppliers and licensors' liability exceed the actual money paid for the products at issue.

Since some jurisdictions do not allow the limitation of implied warranties of liability for incidental, consequential, special, or indirect damages, the above limitation may not always apply. The above limitations will not apply in case of personal injury where and to the extent that applicable law requires such liability.

Obtaining Warranty Service

To obtain warranty service, you must contact Icron Technologies Corporation within the warranty period for a Return Material Authorization (RMA) number. Icron Technologies Corporation will not accept returns without an authorized RMA number. Be sure to include the serial numbers of the LEX unit and REX unit in any of your email correspondence. Package the product appropriately for safe shipment and mark the RMA number on the outside of the package. The package must be sent prepaid to Icron Technologies Corporation. We recommend that you insure it or send it by a method that provides for tracking of the package. The repaired or replaced item will be shipped to you, at Icron Technologies Corporation's expense, not later than thirty days after Icron Technologies Corporation receives the defective product.

Address to return product: Icron Technologies Corporation
Att: RMA Coordinator
4664 Lougheed Highway, Suite 221
Burnaby, BC V5C 5T5 Canada

Warranty/RMA Inquiries:
icron.com/support



icron.com



©2016 Icron Technologies Corporation. All rights reserved. Icron Technologies Corporation, the Icron Technologies Corporation logo, and the Icron Technologies Corporation products referred to herein are either the trademarks or the registered trademarks of Icron Technologies Corporation. Icron Technologies Corporation assumes no responsibility for errors that may appear in this document. Information contained herein is subject to change without notice. 90-00871-A04