

USB 2.0 RG2304
4-Port USB 2.0 100m CAT 5e/6/7
Extender System

Quick Start Guide


Package Contents:

- USB 2.0 RG2304 Local Extender
- USB 2.0 RG2304 Remote Extender
- USB 2.0 Cable
- AC Power Adapter
- Country Specific Power Cord
- Quick Start Guide

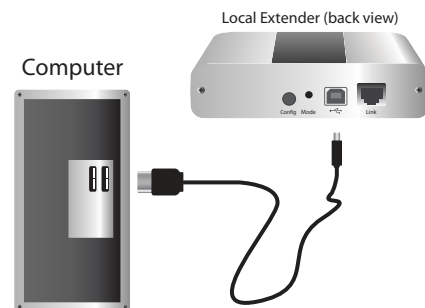


Before you get started, ensure that all the drivers required for your USB device(s) are installed.


- 1 Place extenders where desired and connect the CAT 5e/6/7 extension link cabling to the Link ports (RJ45) on the Local and Remote Extenders.




- 2 Connect the Local Extender to the computer using the included USB cable.



- 3 Connect the Remote Extender to the AC adapter and plug it into a power source.



- 4 Attach USB device(s) to the Remote Extender.



Certification and Compliance

FCC Radio Frequency Interference Statement Warning

This device complies with part 15 of the FCC Rules. Operation is subject to the following two conditions: (1) this device may not cause harmful interference, and (2) this device must accept any interference received including interference that may cause undesired operation.

CE Statement

We, Icron Technologies Corporation, declare under our sole responsibility that the USB 2.0 RG2304, to which this declaration relates, is in conformity with European Standard EN 55022, EN 61000 and EN 55024.

IC Statement

This Class B digital apparatus complies with Canadian ICES-003.

WEEE Statement

The European Union has established regulations for the collection and recycling of all waste electrical and electronic equipment (WEEE). Implementation of WEEE regulations may vary slightly by individual EU member states. Please check with your local and state government guidelines for safe disposal and recycling or contact your national WEEE recycling agency for more information.

Product Operation and Storage

Please read and follow all instructions provided with this product, and operate for intended use only. Do not attempt to open the product casing as this may cause damage and will void warranty. Use only the power supply provided with this product. When not in use, product should be stored in a dry location between -20°C and 70°C.

Icron Technologies Corporation
4664 Lougheed Hwy.
Suite 221
Burnaby, BC,
V5C 5T5, Canada
+1 604 638 3920



Information contained herein is subject to change without notice. 90-01096-B03