

USB 2.0 RG2300A/ RG2310A Core Developer Kits

Integrated USB 2.0 Extender Modules

Quick Start Guide

Package Contents:

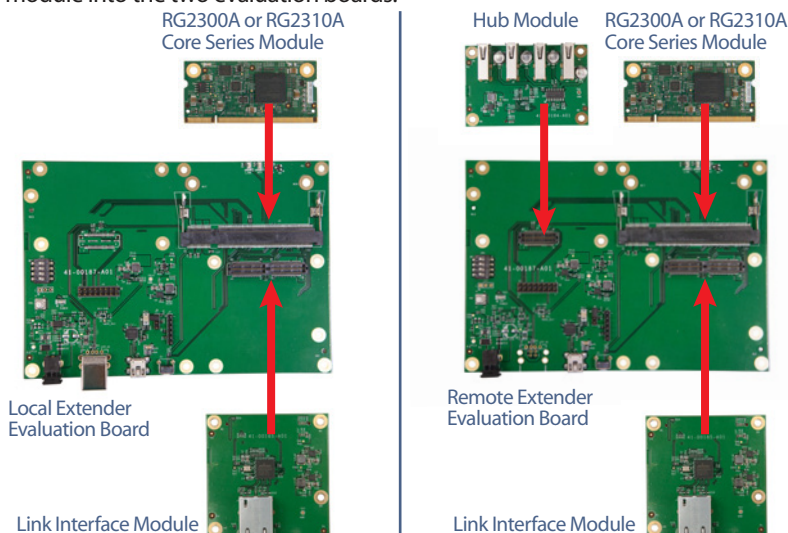
- (1) RG2300A or RG2310A Core Series Local Extender Evaluation Board
- (1) RG2300A or RG2310A Core Series Remote Extender Evaluation Board
- (1) RG2300A or RG2310A Core Series Local Extender Module**
- (1) RG2300A or RG2310A Core Series Remote Extender Module**
- (1) USB Hub Module
- (2) Matching Link Interface Modules**
- (1) USB A to B Cable
- (1) USB A to Mini B Programming Cable
- (1) International Power Supply
- (1) Power Cord**
- (1) USB Drive containing Documentation Files*

* All documentation on the USB drive referring to the RG2300 core series also applies to the RG2300A and RG2310A cores.

** Specified to your order.

Before you get started, ensure that all the drivers required for your USB device(s) are installed.


- 1 If not already pre-assembled, install the core modules, link interface modules and hub module into the two evaluation boards.




- 2 Connect the local and remote extender evaluation boards together using the appropriate link cable with your corresponding link interface modules:

- **GMII or RGMII** – CAT 5e or better, up to 100m
- **TBI** – OM2 multimode fiber up to 500m or singlemode fiber up to 10km


Note: RG2310A core modules support local networking when connected by CAT 5e or better cabling through a network switch using GMII or RGMII link modules.




- 3 Connect the remote extender evaluation board to the supplied power supply and power cable, and plug it into a power outlet.



- 4 Connect your USB device(s) into the USB A port(s) on the USB hub module mounted on the remote extender board.



- 5 Connect the USB Type B port on the local extender evaluation board into a USB port on the host computer using the included USB A to B cable.



EXTREME
USB

90-01367-A01

USB 2.0 RG2300A/2310A Core Series Developer Kit

Thank you for choosing the USB 2.0 RG2300A/RG2310A Core Series Developer Kit to evaluate USB 2.0 extension for your designs.

Documentation

All documentation files can be found on the enclosed USB drive, such as specifications, firmware files, schematics, gerbers, etc.

All documentation referring to the RG2300 core series also applies to the RG2300A and RG2310A cores.

Limited Hardware Warranty

Icron Technologies Corporation warrants that any hardware products accompanying this documentation shall be free from significant defects in material and workmanship for a period of two years from the date of purchase. Icron Technologies Corporation's hardware warranty extends to Licensee, its customers and end users.

The warranty does not include repair of failures caused by: misuse, neglect, accident, modification, operation outside a normal operating environment, service of the device by non-authorized servicers or a product for which Icron is not responsible.

Hardware Remedies

Icron Technologies Corporation's entire liability and the Licensee's exclusive remedy for any breach of warranty shall be, at Icron Technologies Corporation's option, either: (a) return of the price paid; or (b) repair or replacement of hardware, which will be warranted for the remainder of the original warranty period or 30 days, whichever is longer. These remedies are void if failure of the hardware has resulted from accident, abuse or misapplication.

Limitation of Liability

The hardware warranty set forth in this agreement replaces all other warranties. Icron Technologies Corporation expressly disclaims all other merchantability and fitness for a particular purpose and non-infringement of third-party rights with respect to the hardware.

Icron Technologies Corporation dealer, agent or employee is not authorized to make any modification, extension, or addition to this warranty. Under no circumstances will Icron Technologies Corporation, its suppliers or licensors be liable for any costs of procurement or substitute products or services, lost profits, loss of information or data, or any other special, indirect, consequential or incidental damages arising in any way out of the sale of, use of, or inability to use Icron Technologies Corporation product or service, even if Icron Technologies Corporation, its suppliers or licensors have been advised of the possibility of such damages. In no case shall Icron Technologies Corporation, its suppliers and licensors' liability exceed the actual money paid for the products at issue.

Since some jurisdictions do not allow the limitation of implied warranties of liability for incidental, consequential, special, or indirect damages, the above limitation may not always apply. The above limitations will not apply in case of personal injury where and to the extent that applicable law requires such liability.

Obtaining Warranty Service

To obtain warranty service, you must contact Icron Technologies Corporation within the warranty period for a Return Material Authorization (RMA) number. Icron Technologies Corporation will not accept returns without an authorized RMA number. Be sure to include the serial numbers of the applicable modules in any of your email correspondence. Package the product appropriately for safe shipment and mark the RMA number on the outside of the package. The package must be sent prepaid to Icron Technologies Corporation. We recommend that you insure it or send it by a method that provides tracking of the package. The repaired or replaced item will be shipped to you, at Icron Technologies Corporation's expense, not later than thirty days after Icron Technologies Corporation receives the defective product.

Address to return product: Icron Technologies Corporation
Att: RMA Coordinator
4664 Lougheed Highway, Suite 221
Burnaby, BC V5C 5T5 Canada



©2015 Icron Technologies Corporation.
All rights reserved. Icron Technologies Corporation, the Icron Technologies Corporation logo, and the Icron Technologies Corporation products referred to herein are either the trademarks or the registered trademarks of Icron Technologies Corporation. All other trademarks are property of their respective owners. Icron Technologies Corporation assumes no responsibility for errors that may appear in this document. Information contained herein is subject to change without notice. #90-01367-A01



www.icron.com