

USB 2.0 RG2324/ USB 2.0 RG2344

4-Port USB 2.0 Fiber Extender System

Quick Start Guide

Package Contents:

- USB 2.0 RG2324/2344 Local Extender
- USB 2.0 RG2324/2344 Remote Extender
- USB 2.0 Cable
- AC Power Adapter
- Country Specific Power Cord
- Quick Start Guide

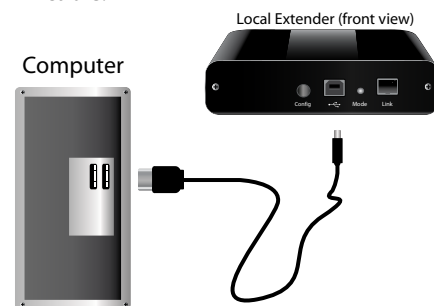
←EXTREME→
USB®

Before you get started, ensure that all the drivers required for your USB device(s) are installed.

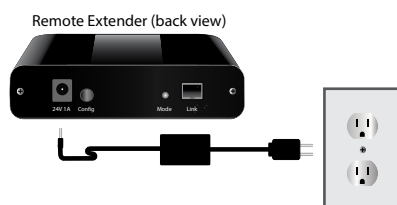
- 1 Place extenders where desired and connect the fiber cable to the Link ports (SFP) on the Local and Remote Extenders.



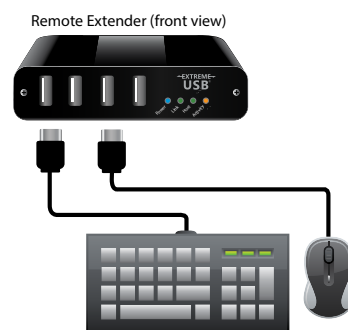
- 2 Connect the Local Extender to the computer using the included USB cable.



- 3 Connect the Remote Extender to the AC adapter and plug it into a power source.



- 4 Attach USB device(s) to the Remote Extender.



Certification and Compliance

FCC Radio Frequency Interference Statement Warning

This device complies with part 15 of the FCC Rules. Operation is subject to the following two conditions: (1) this device may not cause harmful interference, and (2) this device must accept any interference received including interference that may cause undesired operation.

CE Statement

We, Icron Technologies Corporation, a Maxim Integrated brand, declare under our sole responsibility that the USB 2.0 RG2324/2344, to which this declaration relates, is in conformity with European Standards EN 55024, EN 55032, EN 61000, and RoHS Directive 2011/65/EU + 2015/863/EU.

IC Statement

This Class B digital apparatus complies with Canadian ICES-003.

WEEE Statement

The European Union has established regulations for the collection and recycling of all waste electrical and electronic equipment (WEEE). Implementation of WEEE regulations may vary slightly by individual EU member states. Please check with your local and state government guidelines for safe disposal and recycling or contact your national WEEE recycling agency for more information.

Product Operation and Storage

Please read and follow all instructions provided with this product and operate for intended use only. Do not attempt to open the product casing as this may cause damage and will void warranty. Use only the power supply provided with this product. When not in use, product should be stored in a dry location between -20°C and 70°C.

Icron Technologies Corporation
A Maxim Integrated Brand
4664 Lougheed Hwy., Suite 221
Burnaby, BC
V5C 5T5, Canada
+1 604 638 3920



Copyright © 2021 Icron | A Maxim Integrated Brand.
All rights reserved. Information contained herein is
subject to change without notice. ♻️

