

USB 3-2-1 Starling™ 3251C

1-Port USB 3-2-1 Fixed Range
Point-to-Point Extender System

Quick Start Guide

Package Contents:

- USB 3-2-1 Starling 3251C Local Extender
- USB 3-2-1 Starling 3251C Remote Extender
- USB 3.2 USB-C Cable
- Custom Link Cable
- Cable Pulling Eye
- Quick Start Guide


Before you get started, ensure that all the drivers required for your USB device(s) are installed.

- 1 Recommended:
Use included Cable Pulling Eye to route included Link Cable through a conduit.

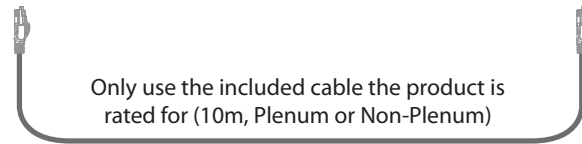



- 2 Place extenders where desired and connect the included Link Cable to the LINK ports on the Local and Remote Extenders.

Local Extender (back view)




Remote Extender (back view)



Only use the included cable the product is rated for (10m, Plenum or Non-Plenum)

- 3 Connect the Local Extender HOST USB port to the computer's USB-C port using the included USB-C Cable.



- 4 Connect the USB Device to the Remote Extender DEVICE USB port.

Remote Extender (front view)



- 5 If Power LED illuminates amber indicating a warning, plug an approved 5V 3A power supply (not included) into the Local Extender.



Includes the ExtremeUSB-C™ suite of features:

- Transparent USB extension supporting USB 3, 2 and 1
- True plug and play; no software drivers required
- Works with all major operating systems: Windows®, macOS™, Linux® and Chrome OS™



Certification and Compliance

FCC Radio Frequency Interference Statement Warning

This device complies with part 15 of the FCC Rules. Operation is subject to the following two conditions: (1) this device may not cause harmful interference, and (2) this device must accept any interference received including interference that may cause undesired operation.

CE Statement

We, Icron Technologies Corporation, a Maxim Integrated brand, declare under our sole responsibility that the USB 3-2-1 Starling™ 3251C, to which this declaration relates, is in conformity with European Standards EN 55024, EN 55032, EN 61000 and RoHS Directive 2011/65/EU + 2015/863/EU.

IC Statement

This Class A digital apparatus complies with Canadian ICES-003 Issue 7.

WEEE Statement

The European Union has established regulations for the collection and recycling of all waste electrical and electronic equipment (WEEE). Implementation of WEEE regulations may vary slightly by individual EU member states. Please check with your local and state government guidelines for safe disposal and recycling or contact your national WEEE recycling agency for more information.

Product Operation and Storage

Please read and follow all instructions provided with this product and operate for intended use only. Do not attempt to open the product casing as this may cause damage and will void warranty. When not in use, product should be stored in a dry location between -20°C and 70°C.

Icron Technologies Corporation
A Maxim Integrated Brand
4664 Lougheed Hwy., Suite 221
Burnaby, BC
V5C 5T5, Canada
+1 604 638 3920



Copyright © 2021 Icron | A Maxim Integrated Brand
All rights reserved. Information contained herein is
subject to change without notice. ♻️



90-01795-B01