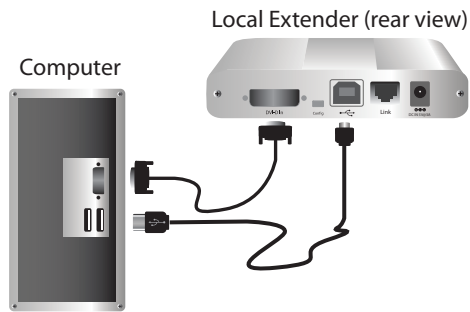


VU4500 DVI + USB 2.0 Extender

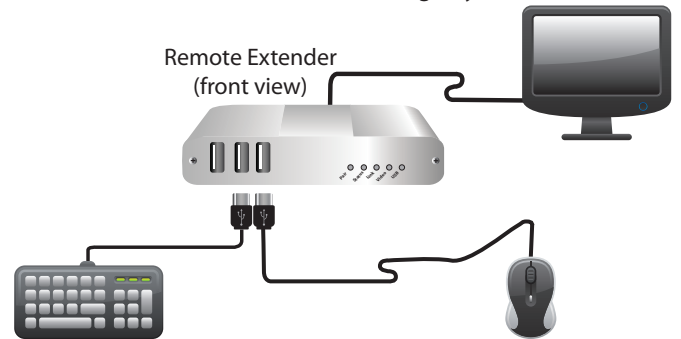
DVI and USB 2.0 100m Cat 5e/LAN KVM Extender System

Quick Start Guide

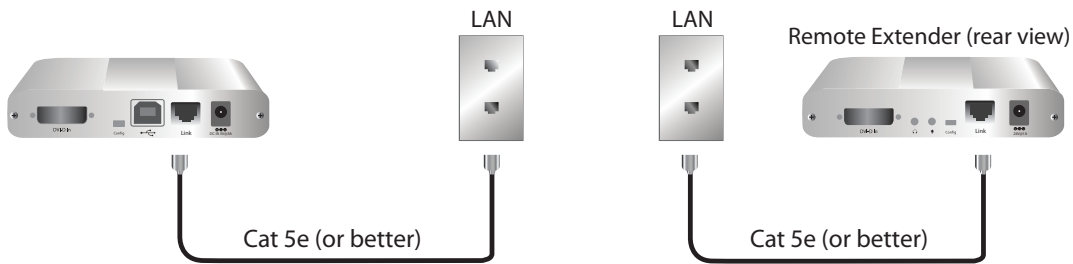
- 1 Using the included high quality DVI and USB cables, connect the Local Extender to a computer.



- 2 Connect the Remote Extender to a monitor with a high quality DVI cable (not included). Connect your USB devices to the Remote Extender (e.g. keyboard and mouse).




- 3 Directly connect the Local Extender to the Remote Extender, or connect each unit to a Local Area Network (LAN) with solid core Cat 5e cabling (not included).




If directly connected, max. distance is 100m (330 ft) between Local Extender and Remote Extender.

- 4 Power the Local Extender with the included 5V AC adapter.



- 5 Power the Remote Extender with the included 24V AC adapter. **Wait approximately one minute for the system to boot.**



Compatibility and Recommended Set Up

Video Compatibility

This product is compatible with many graphics cards, operating systems, and monitors supporting up to 1680 x 1050 VESA Standard resolutions. However, there is no guarantee that all graphics cards or monitors will be compatible with this product as there are many different factors that may impact operation.

DVI Cables

Ensure high quality, undamaged DVI cables are used with this product. Low quality or damaged cables may impact product performance and/or result in damage to units.

USB Compatibility

This product complies with the USB Specifications governing the design of USB devices. However, there is no guarantee that all USB devices are compatible with this product as there are a number of different factors that may impact the operation of USB devices over extended distances.

USB Devices

This product provides up to 480Mbps of bandwidth for USB devices. USB device support may depend on network performance when connected to a Local Area Network. Some example USB devices are:

- Mice
- Keyboards
- Interactive whiteboards
- Mass storage devices
- Printers
- Scanners
- Speakers
- Microphones
- High resolution web cameras

Host Operating Systems

- Windows®
- Mac OS X®
- Linux®

Link Cables

Solid core Cat 5e Unshielded Twisted Pair (UTP) cabling is the minimum quality of link cable compatible with this KVM extender. For best performance, solid core Cat 6 Shielded Twisted Pair (STP) cable with Cat 6 shielded RJ45 connectors is recommended. Maximum distance and product performance may be reduced in the presence of interference or coiled link cabling.

